Welcome to:

"30 Years of Center Console Enclosures- From Fred Flintstone to George Jetson!!"





Mike and Dan Johnson aka Fred and George…look at
My olde way compared to Dan's New and Improved Ways



For those born in the wrong Century…

Meet The Flintstones



HERES GEORGE JETSON!!! His Family is . . ..



Topics to discuss:

1. HISTORY of MMCC and how it relates to CCs
2. HISTORY of Center Console Boats
3. What makes CC Boats most difficult to Enclose
4. Reason is there's SIX Different ways to build!
5. Show How to Design (Demonstration)
6. Show How to Pattern (Demonstration)
7. Show How to Fabricate tips
8. Show How to Install (Demonstration)
9. George Jetson's Improvements
10. Tools, Tips & Tricks and Tables Etc

Thank You to Barbara Connett and MFA Crew and Education Committee



Thank You to TriVantage and Kevin Nieters for donating materials. Shout out to John Z!



I got started sewing for a living in the Marines. They trained me as a parachute rigger and repair technician (even though guaranteed electronics). But my primary job was flying aircrew on DC-9 and Search/Rescue helos



S.A.R.=
Search
And
Rescue



Marines flew us on DC-9s , to every State except AK&HI. Also 3 trips for 2 weeks each to Europe, mostly Norway!! I moved to my favorite…Colorado 1981…Dan born there in 1982!



Oslo Maritime Museum! Talk about Ancient Center Consoles!



Worked for Peterson Canvas Company building awnings and boat canvas, 1981-86
Chuck Peterson was an amazing designer and craftsman who helped me think in 3D terms I never done before

Peterson Canvas & Awning
est. 1957

My mode of transportation in NC -1964 VW Bus! Took buddy to Key West a week before he joined Marines 6 months after me!



That was my inspiration to build my first enclosure, on a pontoon boat!



David Elliot was also inspired! Here's his version…



When I left Hogshires to start MMCC in 1996 I bought 25 VHS from Don Wedge Marine Canvas Training Institute to increase my boat canvas knowledge-guess what kind of boat NOT included!



TEXTILES.ORG

ATA

Don Wedge announced as first inductee to the MFA Hall of Fame

Published On: October 23, 2012 Categories: Industry News

The Marine Fabricators Association (MFA) recently announced Don Wedge of the Marine Canvas Training Institute as the first inductee to the MFA Hall of Fame. Mr. Wedge will be honored during the awards luncheon at the 2013 MFA National Convention held Jan. 18-20, 2013 at the Resort at Marina Village in Cape Coral, Fla.

Wedge began the Marine Canvas Training Institute in 1982. The institute was the first of its kind to teach quality marine canvas and upholstery fabrication. When the institute first opened he conducted seminars around the country while based in Palmetto, Fla. Today, the institute is still based in Palmetto, and Wedge's daughter, Dawn Taylor owns the company.

Wedge was one of the original founders of MFA as well as helped develop the Master Fabric Craftsman certification program, still in existence today. He was a certified Master Fabric Craftsman and always encouraged his industry colleagues to seek this certification.

NO CENTER CONSOLE ENCLOSURES!

marine canvas training



Marine Canvas Training Institute

by Scott Valentine

Playlist • 25 videos • 2,280 views

I do not own the copyright. The Marine Canvas Training Institute is out of business but this skill should be ...more

Play all

1



MCTI 5 how to pattern a dodger

Scott Valentine • 599 views • 2 years ago

2



MCTI 3 Frame Design & bending

Scott Valentine • 256 views • 2 years ago

3



MCTI 1&2 Estimating

Scott Valentine • 208 views • 2 years ago

4



7 WORKING THE PATTERN FOR A BIMINI

Scott Valentine • 167 views • 2 years ago

5



5 HOW TO PATTERN A DODGER

Scott Valentine • 88 views • 2 years ago

25 videos!!! So I had to make it up as I went…

marine canvas training



Marine Canvas Training Institute

by Scott Valentine

Playlist · 25 videos · 2,280 views

I do not own the copyright. The Marine Canvas Training Institute is out of business but this skill should be ...more

Play all



21 

MCTI 14 Sewing a Convertible Top

Scott Valentine · 442 views · 2 years ago

22 

MCTI 13 Cutting a Convertible top side & aft

Scott Valentine · 99 views · 2 years ago

23 

MCTI 12 Sewing a Dodger

Scott Valentine · 93 views · 2 years ago

24 

MCTI 11 Cutting a Dodger

Scott Valentine · 80 views · 2 years ago

25 

MCTI 9 Measuring a full cover

Scott Valentine · 90 views · 2 years ago

So-What makes Center Consoles
so difficult to add enclosures to them???
Answer-
TOO MANY OPTIONS on shape and size!
Captains can choose from SIX
DIFFERENT SIZES AND STYLES! ON THE
SAME BOAT!!! How do they decide…?
YOU!!!
Speaking of YOU,
Quick Question for y'all-
Who has never made a CC Enclosure?

SO MANY OPTIONS!



Where
are we on
the Planet?
The Middle of
Center
Console
Boat
World!



We are exactly
midway between
Maine and Florida
at
Mile Marker ZERO
on the
Intracoastal
Waterway!!
No Joke! Look it up!

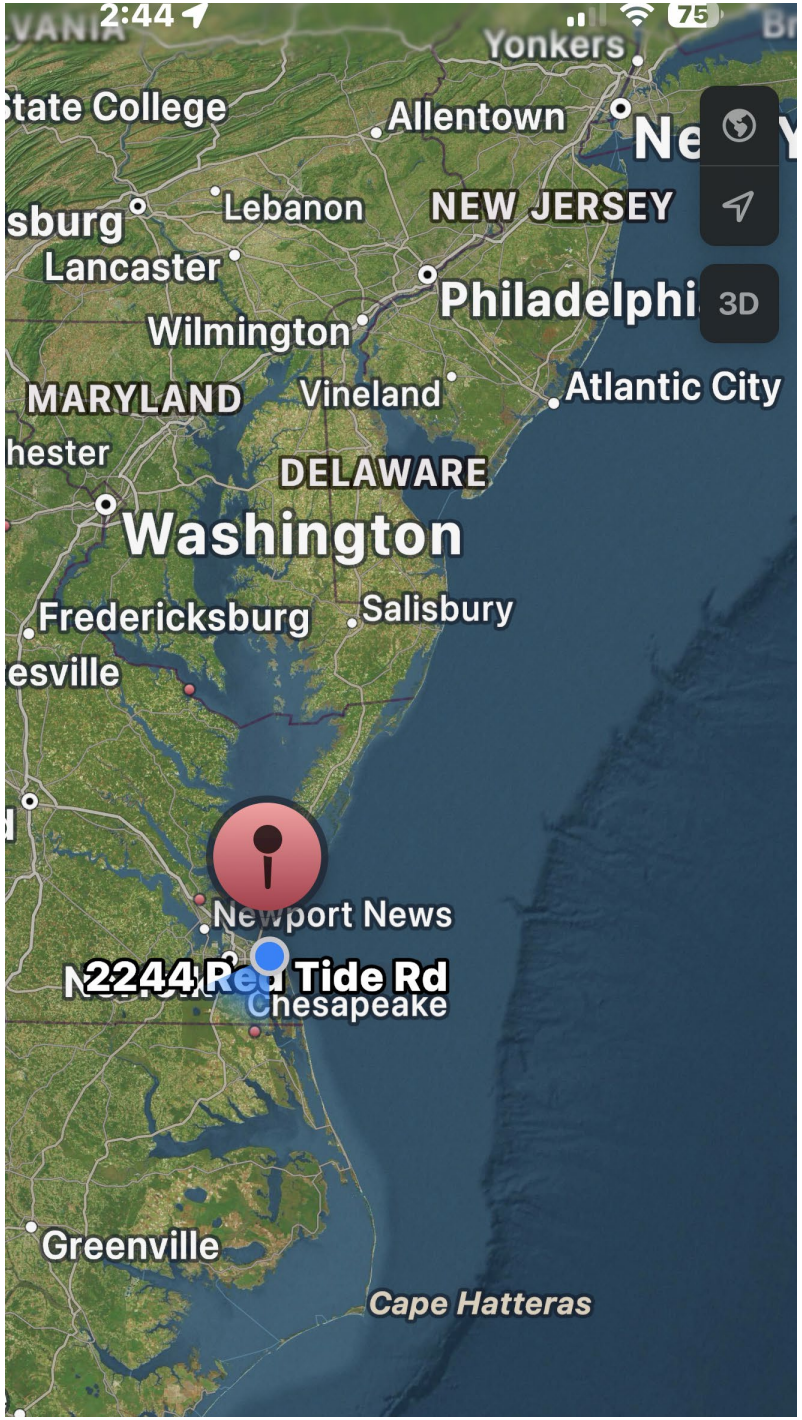

Original Center Of The Canvas Universe- 1000 sq/ft





Somehow we Got R Done!

Good Ole Boy Clients ask: Mike- where you from? Answer: I'm from the SOUTH!





New Shop 2016! Ten years ago! 2000 Sq/Ft

Banner on window to advertise and block the hot afternoon sun!



Welcome to New Center of The Canvas Universe! Half are Center Consoles



Lynnhaven Inlet enters the Chesapeake Bay! Quarter mile from our shop.



Lynnhaven Pier -Hurricane Isabel 2003!
The Curtains were 7 years old! Photo of our Hurricane Proof Enclosure Curtains!!!



That's what we build for our clients!



TODD MARINE next to Pier, became our best source of customers , and they're all center console catamaran boats!



TODD MARINE built the WILD THING!!! CC! Largest I ever did-105'x35'! (Pic Before frame)



Frame and Lace Top on, Curtains off- Moved From VB to St Thomas! Cruise ships snorkelers!



MY SMALLEST ENCLOSURE EVER!!!
For Jet Ski Brian!
Won 3rd place in Fishing Tournament the next weekend! I took credit of course!



Christmas Eve Morning in 2013! On One Gnarly Bay! Only "boat" out there! On CBBT waved him down to get photos!!



3 Pieces, 1 track at bottom, heated, bent, screwed to the shape of the hull. Started at the Fwd/Ctr and followed pencil lines- HWZV-just like Large Encls



Award for Most Unusual Marine!?



More TODD boats - all catamaran Center Consoles !



Most Famous TODD MARINE Boat! 26ft Glacier Bay CC. Winner of the Bermuda Challenge



BERMUDA is
"ONLY"
760 miles from
Virginia Beach!!!
Same distance
to Daytona or
Brunswick
Maine!

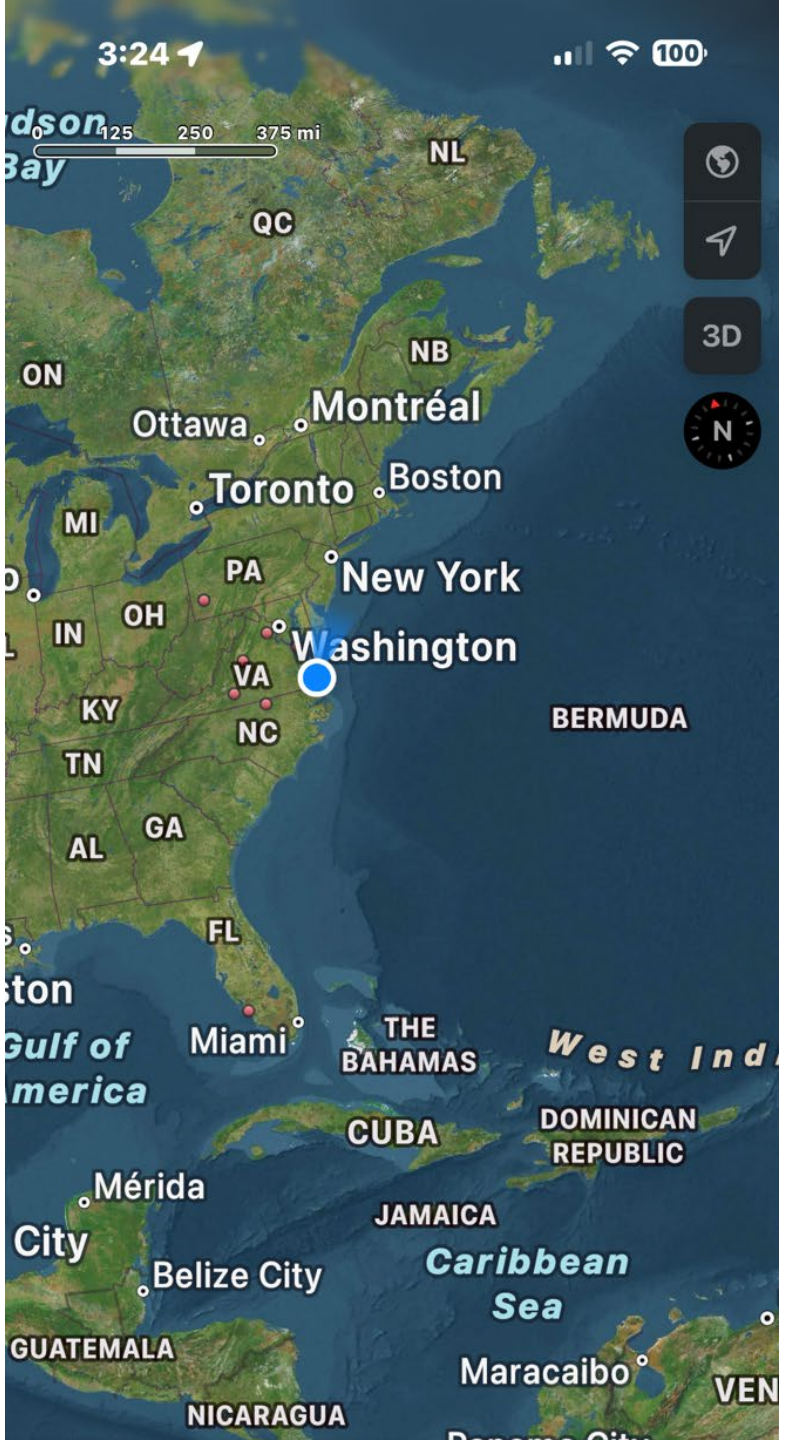

TODD Boat was one of our first MFA Awards!



HARD WORK
First CC
Award
1998-
XL 9 pc
Plaques were
XL back then too!



BUD MAN V too the next year 1999!



HISTORY OF Center Console Boats



In 1996
CC 1- 2%

In 2023
CC 30%!

Center Console Boat Sales in US: 1996 vs. 2025

Information on the exact number of center console boats sold in the United States in **1996 is not available** in the provided documents. However, some sources indicate that over 200 ships a year were lost in the 1990s, and overall boat sales saw significant increases in demand during 2020. The current boat market is experiencing a shift with younger buyers under 40, and sales prices were up during the COVID period. Recreational boating is a uniquely American-made industry, with 95% of boats sold in the U.S.

For **2025**, the global center console boats market is projected to expand at a Compound Annual Growth Rate (CAGR) of 7.80% from 2023 to 2030, with the United States accounting for an estimated 60% of global sales. While precise market size figures for 2025 are not yet available, one estimate places the 2025 market size at approximately **$3.18 billion USD**, assuming a 2024 market size of $3 billion USD and a 6% CAGR. Another source estimates the global outboard electric center console boat market to reach **$1,850 million by 2025**, and the global inboard center console boat market size in 2025 is estimated at **$2.5 billion** by one source, and **$1.5 billion** by another, both exhibiting a 7% CAGR from 2025 to 2033.

In 2023, retail unit sales of new powerboats, including center console models, reached approximately **320,000 units** in the United States. The National Marine Manufacturers Association (NMMA) expects new powerboat sales to grow again in 2025 due to new products. Additionally, recreational boating and fishing is the second-largest conventional activity in the nation, contributing $32.4 billion in current-dollar value added. In 2022, nearly 30% of all boats sold by United Yacht Sales were center-consoles, indicating their continued popularity.


THE REASON CENTER CONSOLES
ARE SO POPULAR!

First Center Console built by Boston Whaler 1963. 16ft, No T-Top or bimini, therefore no Enclosure!



Classic Center Console Boat by Boston Whaler

"The steering wheel needs to be at or close to being in the middle of the boat, and what it gives you is the ability to move all around the boat," said Jeff Vaughn, a past vice president of marketing and customer service worldwide for Boston Whaler, and currently a paid Boston Whaler consultant. "If I have a fish on, I can fight the fish all the way around."

Grady White in NC built more sea worthy, but no T-Top, therefore no enclosure. Just wear a hat…



Grady-White Hatteras 204 Center Console

Finally in the 80's Builders started adding T-tops! Like Regulator and others





Let's look at the 6 different options or Sizes, as shown in these photos…No award for XS

Our Website Built 2008

You can see every option we are going to discuss…

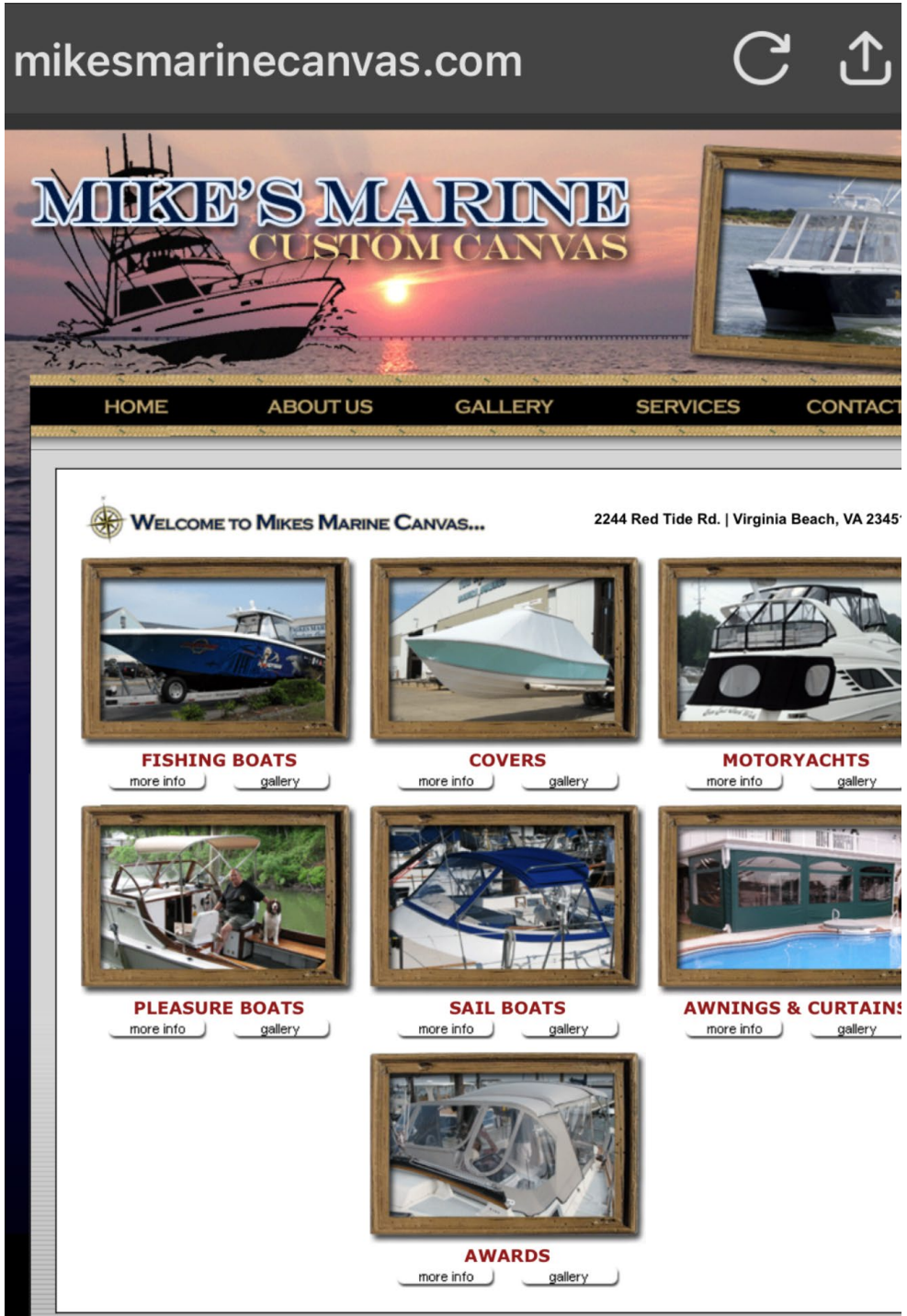

Click on Category Fishing Boats 150 photos, typically 4 pics of each boat





Your job is to get them to choose ONE!
Or sometimes TWO for different Seasons.

DOCK FULL OF BARE CENTER CONSOLES!



OR YOU MIGHT SAY- BLANK “CANVAS”



Small Boat-
Big
Obstacles!
Most Boats
have some
kind of
Obstacle…



Every Region has unique obstacles!



Simple Hull… Complex Top



PAY
ATTENTION!
Or SUFFER!



1. Extra Small Enclosure, aka Phone Booth. Typical Factory curtains because simple. 3pc Rarely done Custom…



Small Enclosure has Skirts-"Swing Wing Phone Booth". Bungee Cord to Gunnel…Fred F Style!





Another "Small" SW PB but with longer sides, and swung out to the gunnel More protection from just 3 Curtains- TimmySpecial

Sides bend
and swing in
to the console, but
the glass
does not touch the
frames





View from forward

View from aft
with sides swung out.
Good protection for 2 Guys



“Timmy Special” in action! The Wings make it FLY! Dan’s boat now!!



Medium Size-a Phone Booth with Extension, straight back next to Leaning Post-rare



Pilot House with Aft Curtain w/ U-Zipper (Boat US in Maryland)-roll up Doors.



Similar Extended Phone Booth or Pilot House-only room for 2 Fishermen!! That's disadvantage



Medium Size- Phone Booth with Doors off Back Post and short Side Curtain- also rare, Door in the way, but room for 4.



Another Phone Booth with Doors and Side Ctns Met 9-11! Got chased by NAVY Helo Gunship!



CUSTOMER IS USUALLY GOING TO CHOOSE OUR MOST POPULAR DESIGN-LARGE 5 PC

.



Large Size, aka 3 Sided Enclosure, 5 pc
Most popular design style-Doors off Front Post!



Large 5 pc- This one we added Costa track next to Curtain Track for New Cover



Customer could install his cover in 5 minutes WITHOUT removing his Curtains! The Cover became his Storage



Extra Large Enclosure-rare. Front curtains attach to track screwed to the deck-no platform available forward. U-Zipin Fwd/Ctr Curtain



Three sided enclosure-Large...7 piece

Extra Large! 9 curtains!
We built many of these in the 90's, early 2000's –Angler Management is Important!



ANGLER MANAGEMENT

We added Back Curtains - what a pain - 8 Rod Holders to negotiate!



Largest Size: WINNEBAGO!!!



22 CAPE HORN Before we added the Winnebago enclosure!



We built the One And Only Winnebago enclosure by adding 7 Curtains to existing Bimini Aft of T-Top!
Add 9 Curtains Fwd =16! -w/ screens and U=Zips!



Forward Sleeping area with Full size Air Bed!
U-Zipper with Flap & Screen for Camping Bliss!
We added a fitted Tarp Vinyl over the Lacetop to make waterproof!



Aft Bimini off the Factory T-Top. Added a Boot over the Rod Holders



Local Radio WTAR had a fishing show and TROY MARINE was a sponsor-30ft ProSports, XL 9 pc Enclosure







"Catchin With Capt Reese!" WTAR 850 AM Radio Boat- 32 ft MIRAGE! On the water fishing and weather reports and call-in talk show on Saturday Mornings! He put our logo on the Console!

Want to show you One of the Most Difficult Large 5 pc Enclosures we've ever done! 22 Carolina Skiff…



At first glance it doesn't look so difficult..until you look from the side!



Crazy angle on the Fwd CtrCtn 6 Cutouts requ- because the stoopid Posts and top Rafter are so far Fwd of the Console Seat!



But it still looks Normal from inside. Airtight. You never know until you climb on the Boat!!!



Now we are going to show you how to build an enclosure just like this one, and then on to some of Dan's or George Jetson Stuff!!



Our MOST Popular Design: 5 Pc with Fwd/Ctr U-Zipper, Swing in Doors. We will demo this one!

Gallery > FISHING BOATS

First Previous 1 of 150 Next Last



Starboard Side view- Notice the curvitation of the Front Curtain!



SAME BOAT FRONT VIEW



View looking from the rear…the Port Door is swung in to console. 4” still zipped @ Top- typical
Fred Flintstone Style!





WE GUARANTEE MORE & BIGGER FISH WITH ALL OUR ENCLOSURES !!!

Send us photos of your catch in front of our Enclosure!



187 POUNDS!
The Bluefin Tuna, not the fisherman!



My First attempt ever…



I will Demonstrate how to help your client visualize the different Designs by using TAPE!



Had to build my own T-Top for the demo- MFA couldn't get the hotel to bring a center console into the classroom- LAME!!



DEMONSTRATION TIME!

- HOW TO DEMONSTRATE TO YOUR BOAT OWNER WHAT HIS ENCLOSURE IS GOING TO LOOK LIKE BEFORE YOU BUILD IT-
- CHOOSE ONE!



First Rigid Enclosure!



POTTY BREAK!!!



Pattern Fwd Ctr and Door



Pattern the Side Curtain-We use STARS * to note that we are adding some dimension to the fabric beyond the pattern.



Fitting the WOW Door Zipper-pinch and pin or staple



SHOP FAVE! Deep Throat!




Pinch together and staple curved joint

Layout and trim the patterns, then trace onto the fabric. DO THE WOW!



Mark the outside of the curtain with all the window lines and “stars”, and zipper stops and starts, Welt locations and Zipper Direction



Trace the exact curtain edges and window lines. Any *1/8 or *1/4 are eyeballed and cut. A* 1.5” Flap would be measured and drawn





Mark window lines, then use a pin to transfer the mark to the inside. Mark again inside, but just the corners



Register the glass with the corner marks
Glass has tape already in place on edges.



Tape the glass to the vinyl =use 1/4” if vinyl
If acrylic, use 1/2”



Hold everything in place with acrylic canvas sand bags, filled with 1 pound of exclusive Chesapeake Bay sand!
Order yours today from MMCC!



Tape the Zipper Half so that the teeth are 1/8” from the outer edge of the binding, or 7/8” to the back side of the ¾” Zipper Tape



After Fabrication, time for Installation! Front Curtain and Starboard Door/Wing (Console is missing-oops)



Front, Starboard Door, and Side Curtain



Starboard Side Curtain and Door, unzipped, notice red binding on door, black on Side Ctn to demo overlap (*1/8)



Inside view of Starboard Side and Door Zipped together, forming the WOWED Curvitation of Zipper! We built the curtains Green out and White in for demo to see details better



Inside view of Fwd/Ctr, Starboard Door and Side Curtain



Time to trim all the “Skins” to reveal the Glass inside!

What it would look like In Reality



U-Zipper Templates-10” and 12” made of polycarb. Center groove is to mark for the path to be removed to accommodate the U-Zipper teeth and Slider!

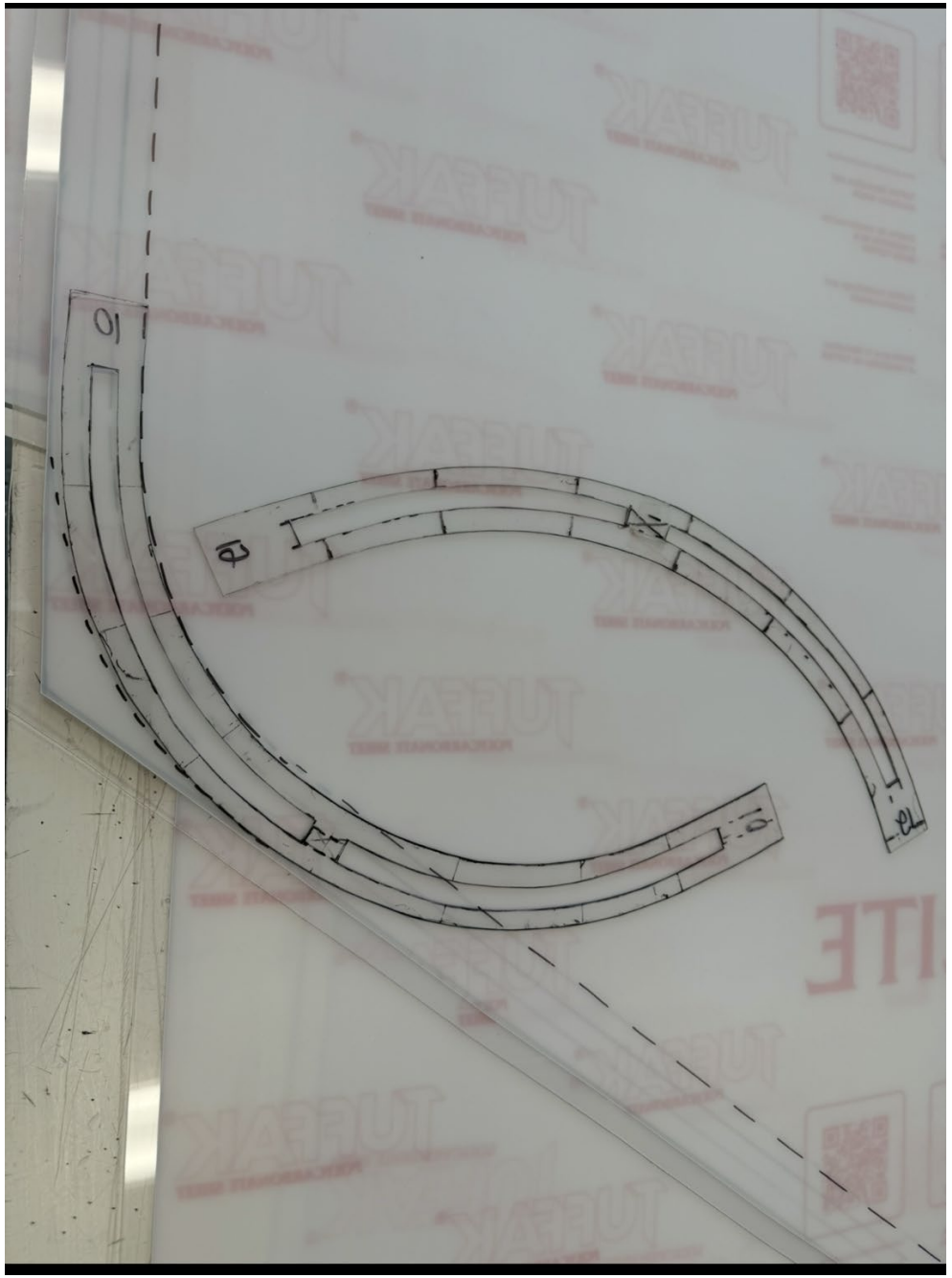

Fred Flinstone pointing you into the Future, with George Jetson leading the way!



George Jetson on the cover of Specialty Fabrics Review! Great article by Holly Eamon!!



Dan got started working with me when he was 12 years old, I broke every child labor law in the State of Virginia when I had him help me install the Curtains on the Lynnhaven Pier Café on ladders 20 feet above the water and sand below!



DAN'S FIRST MFA SHOW!

VEGAS!

TOGA BABY!!!



The main reason he has succeeded in this industry… Dan is a REAL Deep Thinker…



He always had a knack for being able to see things most other people could not! A TRUE VISIONARY!



DAN LOVES 4 Things a lot:
AMERICA,
MUSIC,
and FARMERS
and CANVAS!!



Dan's coworker Curtis also loves 4 things a lot:
AMERICA,
MUSIC,
CANVAS and
CHRISTMAS!



Dan also loves
3 more things:
His WIFE,
Hillbillies,
and
MOONSHINE!!



Dan knows how to BRING THE POWER TO THE PARTY BROTHERRR!!!



Dan may not be a SUPER HERO, but he DOES have a SUPER POWERS!!



He knows how to go BACK TO THE FUTURE!!!



Another 5 pc Large- this is the client who gave me my Doc Brown wig! BTTF!




BACK TO THE FUTURE
AUG
88 MPH
The Golden State

Take over Dan!!





GEORGE JETSON STYLE CC'S!!!



Transforming the Center Console Experience



This is a Center Console???!!! 45 FEET!!!

A LITTLE ONE… BUT WOW!



PARTY DANCE FLOOR AND LOUNGE!!



B.O.A.T.

T is for
TRILLION
!!!!!!!!!!!!!!!!



Hey Man..ya got a CIGARETTE???



TOTAL
CHILL
PILL.....





LIGHTER THAN AIR. . . . . .

THE ONLY THING MISSING IS THE ENCLOSURE!!



PERFECT WEATHER-IF YOU HAVE CURTAINS!!



EVER RIDE A FOUNTAIN???





A Scout 530 LXF center console boat underway.

Do you see any obstacles on this one??






valhalla
Boatworks

VALHALLA CLOSER…







Meanwhile, in Oklahoma…



GEORGE JETSONS Improvizations . . .Ummm Improvements ! 6 Steps for Super Door!!!!!!



Dan's Super Door –laid out and cut- ready to sew



Laying out Dan's Super Door-tape in the Glass-Strataglass on this one but we also do Polycarb



Here's the Finished Super Door on the T-Top



Super Door Top Edge- Zipper closed…

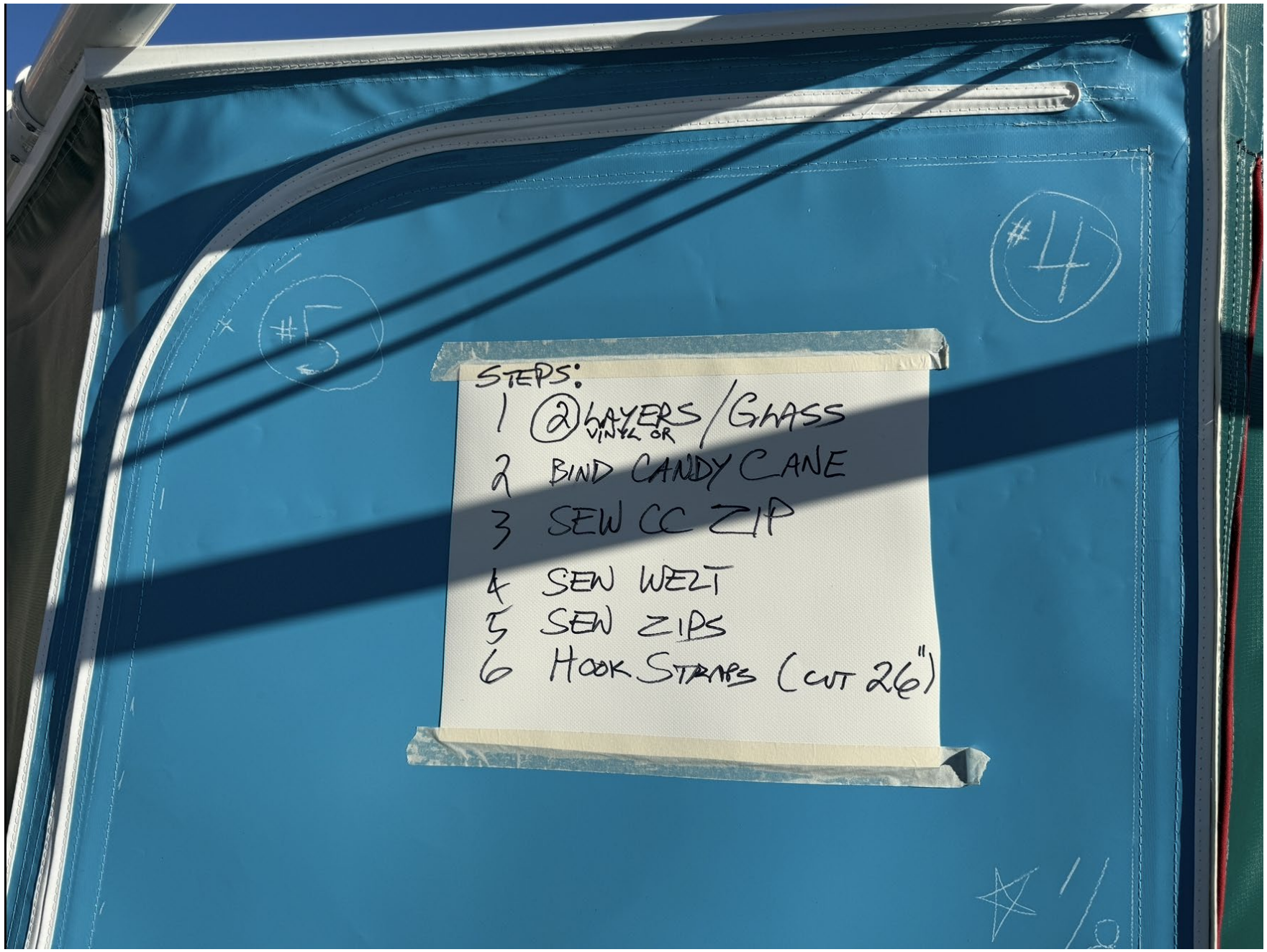

Super Door Zipper Open



Need a “Hold Back Strap” or Shock Cord to keep Door from flapping and swinging in the breeze



HOLD BACK STRAP-add a LTD Stud to the Door, Then make a 1” Webbing Strap with a LTD Socket at bottom…



TOP OF HOLD BACK STRAP- LTD STUD with washer, screw to Post.
Snap to Door to hold it Back



STRAP STORED BY SNAPPING TO STUD STUD



Award Winning Design! You can barely see the Super Zipper!



Award Winning Couple!!



Teamwork Matters !!



George Jetson at the Margaritaville Party 2010!

Any Questions?



TOOLS TIPS AND TRICKS!



Tools
Tips &
Tricks
Winner!



A Tools Tips & Tricks Winner!



First check out Mike's Antique Work Belt circa 1994- Adjustable for Summer or Winter use



Pouch lids and snap straps open
Tape rolls loose…



All the Tools out of their pouches!



Main Holster with tape, scissors, markers, pins, upper pouch, plus separate plier and knife pouch with Zipper “pulls”



Pliers with other accessories, Knife combo, 6”Gingher scissors…



In Fwd Side pouch:
Pen, pencils-#2, white, mechanical 9m
Sharpie Fine,
Sharpie Extra Fine,
6” SS ruler, Upholstery pins stuck into webboing.
Upper: Lighter, Eraser, 1/8” Allen, drill bit, Screw Tip, Biz Cards



MONSTER HOOK (Amazon-Home D) with bungee hold down, clips to belt wherever most convenient- keeps tapes handy and won't jump overboard!
¾" Fiber-G and ½" 3M Double Sided #.....




BOSCH
BOSCH
BOSCH
BOSCH
BOSCH

My Doctor's Bag for making House Calls on the Boat!





Inside the Doctor's Bag…



Contents:
Drill, Battery, 90 Screws, Bits, Knife, Wrenches, Holster, Zip Pulls, Lube, Lanyards, Thread, Web Needles, Markers, Sockets, Level!



Variety of Most Common Screws, Variety Screw Bits, 9mm Deepwell for LTDs, OffSet Screw Tip and Drill Bit Holder and more…



90 Degree for skinny spaces!



DeWALT Magnetic Pivoting Nut Driver! For Tight Weird Drilling and Screwing Situations!



DeWALT Screw Tips-

Tip:

Grind some down to fit into COSTA Track and keep with #6x 3/4 SS Phillips Flathead Screws…



Fred's Tool Box





BOW SHADE USING ONE BIMINI BOW-4pc



Top Aft Edge can also strap to the grab bars using 1” webbing and Quick Release Buckles



The Canopy attaches to the top with track, the frame slides into the fwd pocket. The frame has low profile, quick release hinges, hardly noticed when frame is down.

Cockpit Shade mounted to CC Hardtop using 4 Quick Release Hinges-to store just release and connect to Fwd Hinges



Fountain of Questions?



DAN WAS BORN IN THE WILD WILD WEST!



Speaking of the WILD WILD WEST!!!

